



MODEL-SCI-500A(H)

500 KG ICE MAKER

Features

Production

- Produces 500 Kg of Ice in 24 Hours*
- * See Capacity Production Parameters


Ice Storage

- External Ice Storage Required
 - Option 1 - SCI-235B - 150 Kgs
 - Option 2 - ICI-200GB - 230 Kg
- Featuring high density urethane foam insulation to maximise Ice longevity

Stainless Steel Exterior

- Durable & Rustless 304 Stainless Steel

Half Dice Cube (SCI-500AH)




Warranty

- 2 Years on all Parts and Labour

Operating Parameters

- Self Contained Refrigeration
- Improved Freezing Surface Technology
- Electronic Control System with Diagnostics

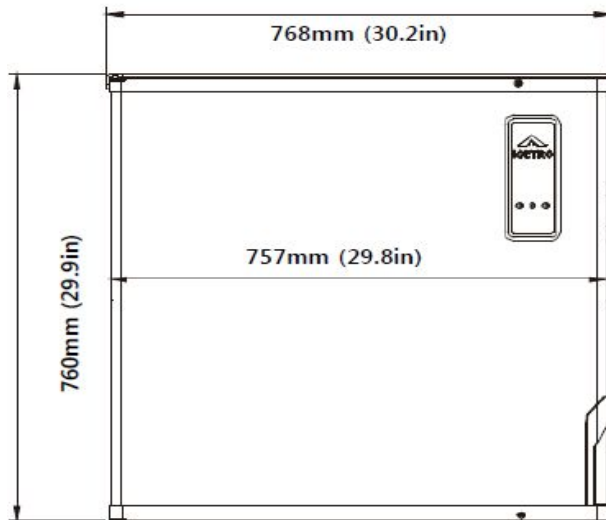
Full Dice Cube (SCI-500A)



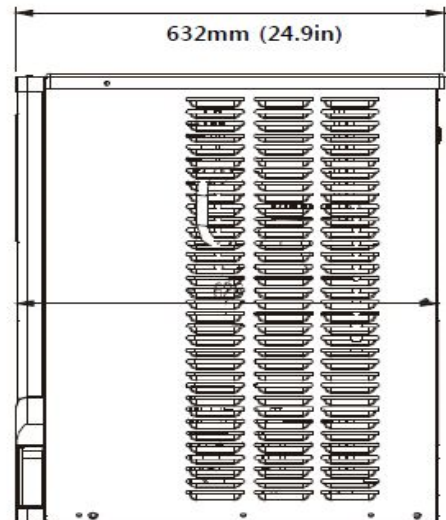
Rob Adam Refrigeration
Pty Ltd
2/78 Harley Crescent
Condell Park NSW 2200

Contact
p – 02 9707 3337
e – info@rar.com.au
w – www.rar.com.au

Drawings



Front Side View



Left Side View

Exterior Dimensions

Dimensions	Machine		Packaged	
	mm	inch	mm	inch
Width	768	30.2	855	33.7
Depth	632	24.9	720	28.3
Height	760	29.9	930	36.6

Weight

Weight	Machine	Packaged
Kgs	114	132
	+/-	0.5

Electrical Specifications

Power Consumption	1,710 watts
Voltage	220-240V/50Hz/1PH
Voltage Range	+/- 10%

Refrigerant Specifications

Compressor	2.0 HP - 20,000 BTU/h
Refrigerant	R404A
Condenser	Air Cooled / Water Cooled

*BTUs may vary depending on compressor used

Capacity Production Parameters

Production	500 Kg per 24 hours*
Storage Bin	External - 150 or 230 Kg Options

Ambient Temp * based on 20 degrees Celcius

Water Temp * based on 10 degrees Celcius

*Production will vary dependant upon on temperatures

Operating Limits

Ambient Temp Range	10 to 38 Degrees Celcius
Water Temp Range	10 to 32 Degrees Celcius
Water Pressure	20 to 80 psi (1.38 to .52 bar)